

ULTRA - MODEL: ADLN34

3" Round Rimless Recessed Downlight

WAC LIGHTING

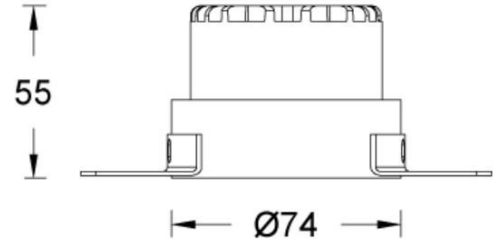
PROJECT:

TYPE:

Product Image



Line Drawing



Product Description

The ULTRA Series LED Round Rimless Recessed Downlight with an overall height of only 55mm can be used in anti-fog or low ceiling spaces with a glass-enclosed design. The lamp adopts a modular design, and the reflector or installation frame can be freely disassembled and replaced on site, so as to realize the free switching of various specifications and light output methods, and perfectly integrate with the ceiling after installation. In terms of optics, it adopts a new hidden light technology, good anti-glare performance and color consistency control, with a comfortable light effect, which is mainly suitable for indoor places such as hotels, villas and commercial spaces.

Product Features

- Body Material: Aluminum alloy die-casting
- Optical System: Lens+ Anti-glare reflector
- Finish: Static electricity powder coating
- Direction of projection: Horizontal 0-360° adjustment, vertical non-adjustable
- Accessories: As attached
- Certification: CCC
- IP Rating: IP20(Light source cavity IP44)
- Insulation Level: Class II
- Operating Temperature: -20°C~40°C

Product Specifications

- Cut-out: Ø82mm
- Ceiling Thickness: 5mm~25mm
- Shielding Angle: 35°
- LED Type: COB
- Source Lm:
 - 2700K: 8W 682lm; 7W 758lm; 10W 1080lm; 13W 1404lm
 - 3000K: 8W 720lm; 7W 800lm; 10W 1150lm; 13W 1495lm
 - 3500K: 8W 752lm; 7W 835lm; 10W 1195lm; 13W 1554lm
 - 4000K: 8W 765lm; 7W 850lm; 10W 1210lm; 13W 1573lm
 - 5000K: 8W 774lm; 7W 860lm; 10W 1220lm; 13W 1586lm
- LED Lifetime: >36000h-L70/B10-Ta25°C(LM-80/TM-21)
- CCT/CRI: 2700K/ 3000K/3500K/4000K/5000K Ra90
- Input: 220V~240V AC / 50Hz
- Dimming: On-Off / 0-10V /DALI
- Net Weight: 0.35Kg without packing

Order Model

Model	Size	Trim	LED	Driver	Beam	CCT	Reflector	Finish
ADLN Downlight N series	3"	4 Rectangular Trim	LM07 COB 7W	E ON-OFF	N 13°	27 2700K	B Black	WT White
			LM10 COB 10W	D 0-10V	1 18°	30 3000K	S Specular	BK Black
			LM13 COB 13W	Dimming	2 28°	35 3500K		
			LM13 COB 13W	N NO DRIVER A DALI	3 36° 5 50°	40 4000K 50 5000K		

Example: ADLN34-LM07E-230SWT

Note: 13and 18come with honeycomb grille by default

WAC Lighting
www.wacighting.com (US)
www.wacighting.net (International)

Headquarters
44 Harbor Park Drive • Port Washington, NY
Phone (516) 515.5000 • Fax (516) 515.5050

WAC Lighting(Shanghai)
14,Lane 299, Bi Sheng Road, Shanghai 201204,China
Phone (86.21) 3393.3558 • Fax (86.21) 3362.1598

WAC Lighting reserves the right to periodically design and update products.2024-01-30

ULTRA - MODEL: ADLN34

3" Round Rimless Recessed Downlight

WAC LIGHTING

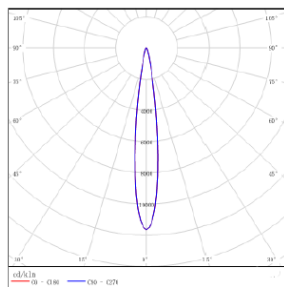
PROJECT:

TYPE:

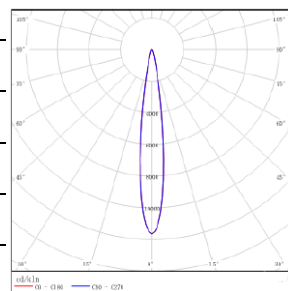


Note: The 13° and 18° come with an edgeless honeycomb grille by default, and the honeycomb is mounted on the back of the reflector.

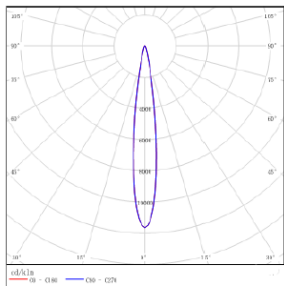
LIGHT DISTRIBUTION@3000K LUMINAIRE DATA



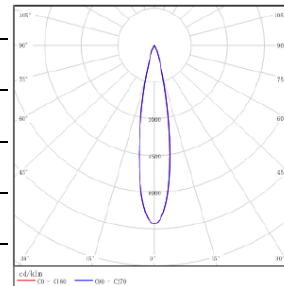
MODEL: ADLN34-LM07EN30SWT
BEAM ANGLE: 13°
POWER: 9W
LUMENS: 533lm
CBCP: 5684cd
EFFICACY: 59lm/W



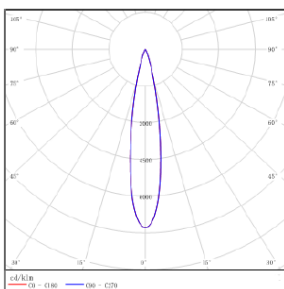
MODEL: ADLN34-LM10EN30SWT
BEAM ANGLE: 13°
POWER: 11W
LUMENS: 643lm
CBCP: 7056cd
EFFICACY: 58lm/W



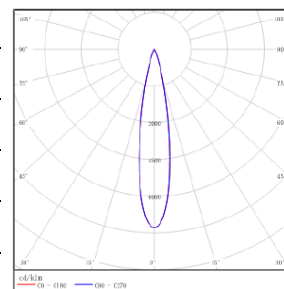
MODEL: ADLN34-LM13EN30SWT
BEAM ANGLE: 13°
POWER: 15W
LUMENS: 820lm
CBCP: 8174cd
EFFICACY: 55lm/W



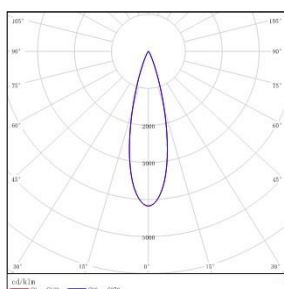
MODEL: ADLN34-LM07E130SWT
BEAM ANGLE: 18°
POWER: 9W
LUMENS: 585lm
CBCP: 4163cd
EFFICACY: 65lm/W



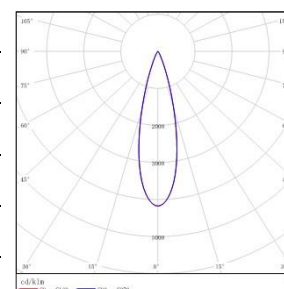
MODEL: ADLN34-LM10E130SWT
BEAM ANGLE: 18°
POWER: 11W
LUMENS: 714lm
CBCP: 5090cd
EFFICACY: 65lm/W



MODEL: ADLN34-LM13E130SWT
BEAM ANGLE: 18°
POWER: 15W
LUMENS: 935lm
CBCP: 6848cd
EFFICACY: 62lm/W



MODEL: ADLN34-LM07E230SWT
BEAM ANGLE: 28°
POWER: 9W
LUMENS: 641lm
CBCP: 2885cd
EFFICACY: 71lm/W



MODEL: ADLN34-LM10E230SWT
BEAM ANGLE: 28°
POWER: 11W
LUMENS: 790lm
CBCP: 3511cd
EFFICACY: 72lm/W

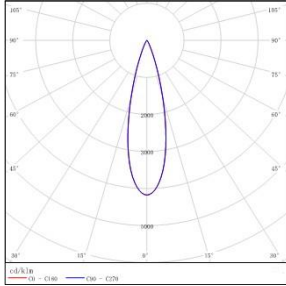
ULTRA - MODEL: ADLN34

3" Round Rimless Recessed Downlight

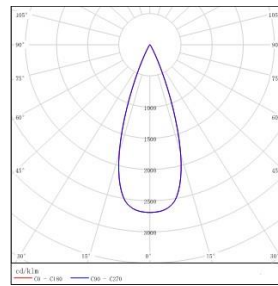
WAC LIGHTING

PROJECT:

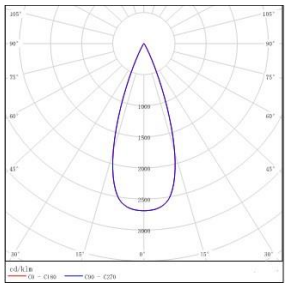
TYPE:



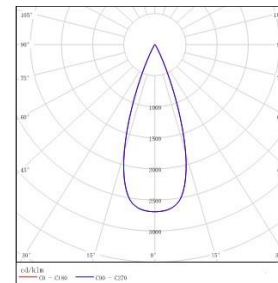
MODEL: ADLN34-LM13E230SWT
BEAM ANGLE: 28 °
POWER: 15W
LUMENS: 1035lm
CBCP: 4511cd
EFFICACY: 69lm/W



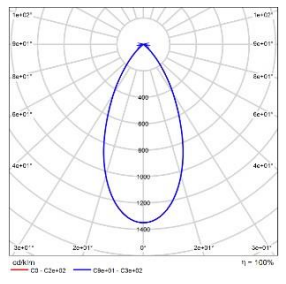
MODEL: ADLN34-LM07E330SWT
BEAM ANGLE: 36 °
POWER: 9W
LUMENS: 643lm
CBCP: 1497cd
EFFICACY: 71lm/W



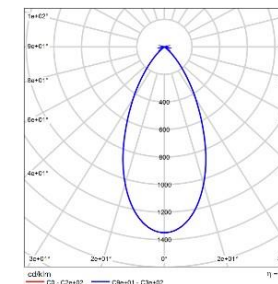
MODEL: ADLN34-LM10E330SWT
BEAM ANGLE: 36 °
POWER: 11W
LUMENS: 804lm
CBCP: 1857cd
EFFICACY: 73lm/W



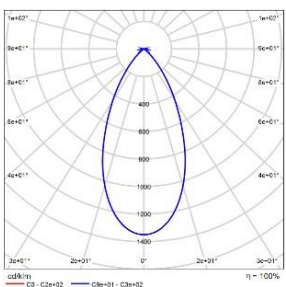
MODEL: ADLN34-LM13E330SWT
BEAM ANGLE: 36 °
POWER: 15W
LUMENS: 1024lm
CBCP: 2375cd
EFFICACY: 68lm/W



MODEL: ADLN34-LM07E530SWT
BEAM ANGLE: 50 °
POWER: 9W
LUMENS: 425lm
CBCP: 574cd
EFFICACY: 47lm/W



MODEL: ADLN34-LM10E530SWT
BEAM ANGLE: 50 °
POWER: 11W
LUMENS: 532lm
CBCP: 717cd
EFFICACY: 48lm/W



MODEL: ADLN34-LM13E530SWT
BEAM ANGLE: 50 °
POWER: 15W
LUMENS: 677lm
CBCP: 914cd
EFFICACY: 45lm/W

ULTRA - MODEL: ADLN44

4" Round Rimless Recessed Downlight

WAC LIGHTING

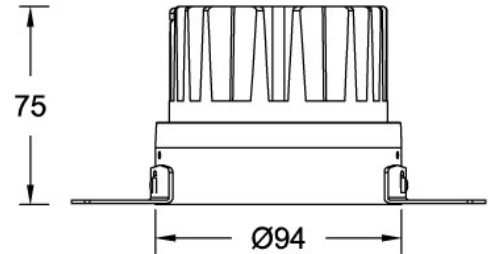
PROJECT:

TYPE:

Product Image



Line Drawing



Product Description

The ULTRA Series LED Round Rimless Recessed Downlight has a total height of only 75mm in 4 inches, and can be used in anti-fog or low ceiling spaces with a glass-enclosed design. The lamp adopts a modular design, and the reflector or installation frame can be freely disassembled and replaced on site, so as to realize the free switching of various specifications and light output methods, and perfectly integrate with the ceiling after installation. In terms of optics, it adopts a new hidden light technology, good anti-glare performance and color consistency control, with a comfortable light effect, which is mainly suitable for indoor places such as hotels, villas and commercial spaces.

Product Features

- Body Material: Aluminum alloy die-casting
- Optical System: Lens+ Anti-glare reflector
- Finish: Static electricity powder coating
- Direction of projection: Horizontal 0-360° adjustment, vertical non-adjustable
- Accessories: As attached
- Certification: CCC
- IP Rating: IP20(Light source cavity IP44)
- Insulation Level: Class II
- Operating Temperature: -20°C~40°C

Product Specifications

- Cut-out: Ø105mm
- Ceiling Thickness: 5mm~25mm
- Shielding Angle: 35°
- LED Type: COB
- Source Lm:
 - 2700K: 8W 682lm; 13W 1530lm; 18W 2065lm; 25W 2755lm
 - 3000K: 8W 720lm; 13W 1645lm; 18W 2220lm; 25W 2960lm
 - 3500K: 8W 752lm; 13W 1680lm; 18W 2270lm; 25W 3025lm
 - 4000K: 8W 765lm; 13W 1770lm; 18W 2390lm; 25W 3185lm
 - 5000K: 8W 774lm; 13W 1780lm; 18W 2405lm; 25W 3205lm
- LED Lifetime: >36000h-L70/B10-Ta25°C(LM-80/TM-21)
- CCT/CRI: 2700K/ 3000K/3500K/4000K/5000K Ra90
- Input: 220V~240V AC / 50Hz
- Dimming: On-Off / 0-10V /DALI
- Net Weight: 0.5Kg without packing

Order Model

Model	Size	Trim	LED	Driver	Beam	CCT	Reflector	Finish
ADLN Downlight N series	4 4"	4 Rectangular Trim	LM08 COB 8W	E ON-OFF D 0-10V Dimming	S 8°	27 2700K 30 3000K 35 3500K 40 4000K 50 5000K	B Black S Specular W White	WT White BK Black
			LM13 COB 13W		N 13°			
			LM18 COB 18W		1 19°			
			LM25 COB 25W	2 28°				
			LM25 COB 25W	3 36°				
			N NO DRIVER A DALI	5 50°				

Example: ADLN44-LM18E230SW

WAC Lighting
www.waclighting.com (US)
www.waclighting.net(International)

Headquarters
44 Harbor Park Drive • Port Washington, NY
Phone (516) 515.5000 • Fax (516) 515.5050

WAC Lighting(Shanghai)
14,Lane 299, Bi Sheng Road, Shanghai 201204,China
Phone (86.21) 3393.3558 • Fax (86.21) 3362.1598

ULTRA - MODEL: ADLN44
4" Round Rimless Recessed Downlight

WAC LIGHTING

PROJECT:

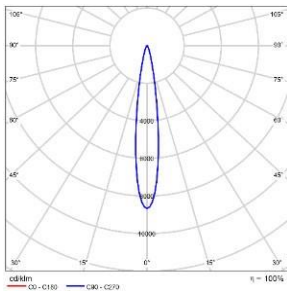
TYPE:

LENS-16-HCL-ULTRA
 Boundless bee grid grid

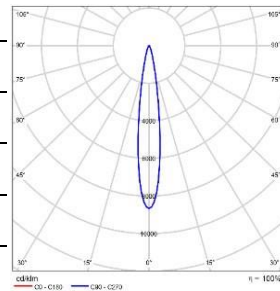


Note: Angles "S"/"N"/"1" all come with honeycomb at the factory, other angles need to be ordered separately.

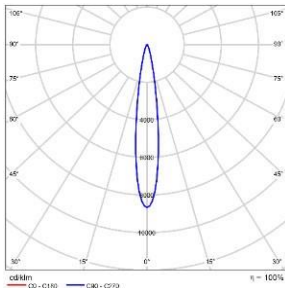
LIGHT DISTRIBUTION@3000K LUMINAIRE DATA



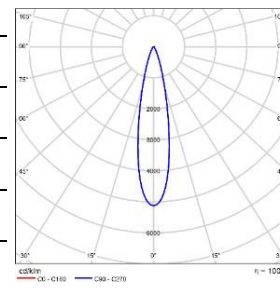
MODEL: ADLN44-LM13EN30SWT
BEAM ANGLE: 13 °
POWER: 15W
LUMENS: 969lm
CBCP: 8386cd
EFFICACY: 65lm/W



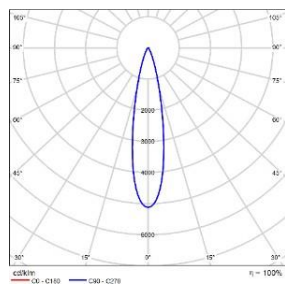
MODEL: ADLN44-LM18EN30SWT
BEAM ANGLE: 13 °
POWER: 21W
LUMENS: 1309lm
CBCP: 1133cd
EFFICACY: 62lm/W



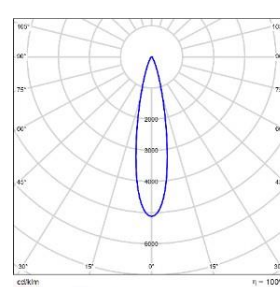
MODEL: ADLN44-LM25EN30SWT
BEAM ANGLE: 13 °
POWER: 29W
LUMENS: 1716lm
CBCP: 1483cd
EFFICACY: 59lm/W



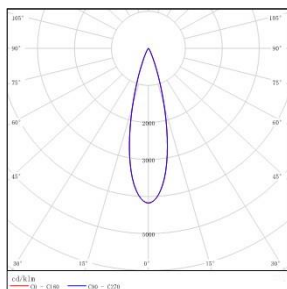
MODEL: ADLN44-LM13E130SWT
BEAM ANGLE: 19 °
POWER: 15W
LUMENS: 1135lm
CBCP: 5812cd
EFFICACY: 76lm/W



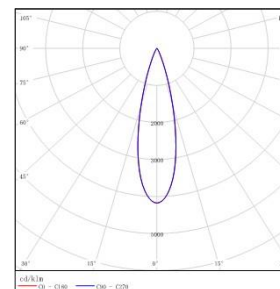
MODEL: ADLN44-LM18E130SWT
BEAM ANGLE: 19 °
POWER: 21W
LUMENS: 1533lm
CBCP: 7854cd
EFFICACY: 73lm/W



MODEL: ADLN44-LM25E130SWT
BEAM ANGLE: 19 °
POWER: 29W
LUMENS: 2009lm
CBCP: 10294cd
EFFICACY: 69lm/W



MODEL: ADLN44-LM13E230SWT
BEAM ANGLE: 28 °
POWER: 15W
LUMENS: 1327lm
CBCP: 5429cd
EFFICACY: 88lm/W



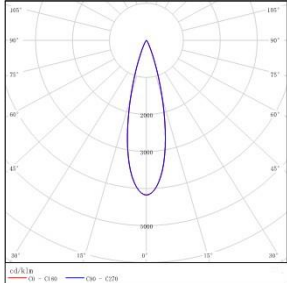
MODEL: ADLN44-LM18E230SWT
BEAM ANGLE: 28 °
POWER: 21W
LUMENS: 1793lm
CBCP: 7336cd
EFFICACY: 85lm/W

ULTRA - MODEL: ADLN44
4" Round Rimless Recessed Downlight

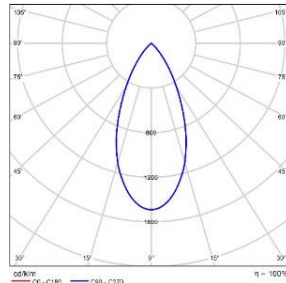
WAC LIGHTING

PROJECT:

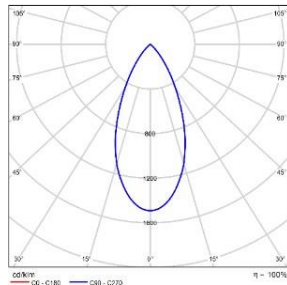
TYPE:



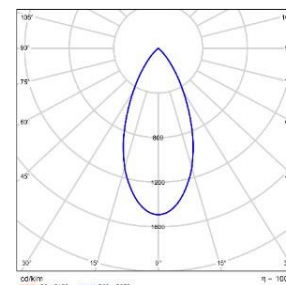
MODEL: ADLN44-LM25E230SWT
BEAM ANGLE: 28 °
POWER: 29W
LUMENS: 2351lm
CBCP: 9615cd
EFFICACY: 81lm/W



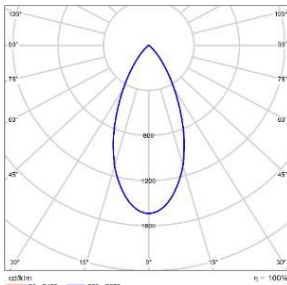
MODEL: ADLN44-LM13E330SWT
BEAM ANGLE: 36 °
POWER: 15W
LUMENS: 1268lm
CBCP: 2722cd
EFFICACY: 85lm/W



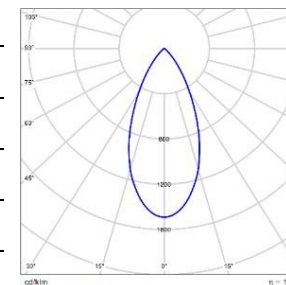
MODEL: ADLN44-LM18E330SWT
BEAM ANGLE: 36 °
POWER: 21W
LUMENS: 1714lm
CBCP: 3679cd
EFFICACY: 82lm/W



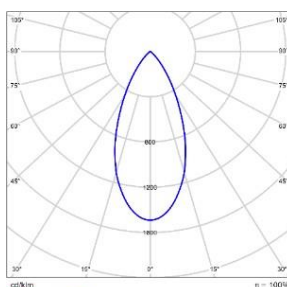
MODEL: ADLN44-LM25E330SWT
BEAM ANGLE: 36 °
POWER: 29W
LUMENS: 2246lm
CBCP: 4821cd
EFFICACY: 77lm/W



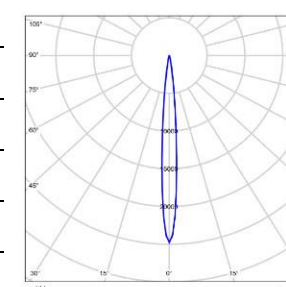
MODEL: ADLN44-LM13E530SWT
BEAM ANGLE: 50 °
POWER: 15W
LUMENS: 1237lm
CBCP: 1843cd
EFFICACY: 82lm/W



MODEL: ADLN44-LM18E530SWT
BEAM ANGLE: 50 °
POWER: 21W
LUMENS: 1671lm
CBCP: 2490cd
EFFICACY: 80lm/W



MODEL: ADLN44-LM25E530SWT
BEAM ANGLE: 13 °
POWER: 29W
LUMENS: 2190lm
CBCP: 3263cd
EFFICACY: 76lm/W



MODEL: ADLN44-LM08E530SWT
BEAM ANGLE: 8 °
POWER: 10W
LUMENS: 375lm
CBCP: 9280cd
EFFICACY: 38lm/W